

# Lucent Euro Series 1 Identification






## Euro Series 1 Phone Identification:

- 1 Line / DSS buttons are rectangle
- 2 LCD Case is rectangle and black
- 3 Handset is "bowtie" shaped

Your OEM LCD Case & Module will look like one of the following:

## "Old Style" OEM LCD Case & Module Identification:






-  : 5 LCD support posts
-  : Screw posts near bottom of lens opening



Green board and LCD Module  
White 15 pin ribbon cable

## "New Style" OEM LCD Case & Module Identification:



-  : 3 LCD support posts
-  : Screw posts near bottom edge of LCD Case



Copper color board  
Brown 14 pin ribbon cable  
Red/Black "Tail" connector

## Our Solution To Replace OEM LCD Case & Module

### "Old Style"

LCD Case=Part #: LCD Case 30000  
LCD Module=Part #: LCD Module 30200

### "New Style"

LCD Case=Part #: LCD Case 30160  
LCD Module=Part #: LCD Module 30210